



TRONGAMP *TRONGAMP*

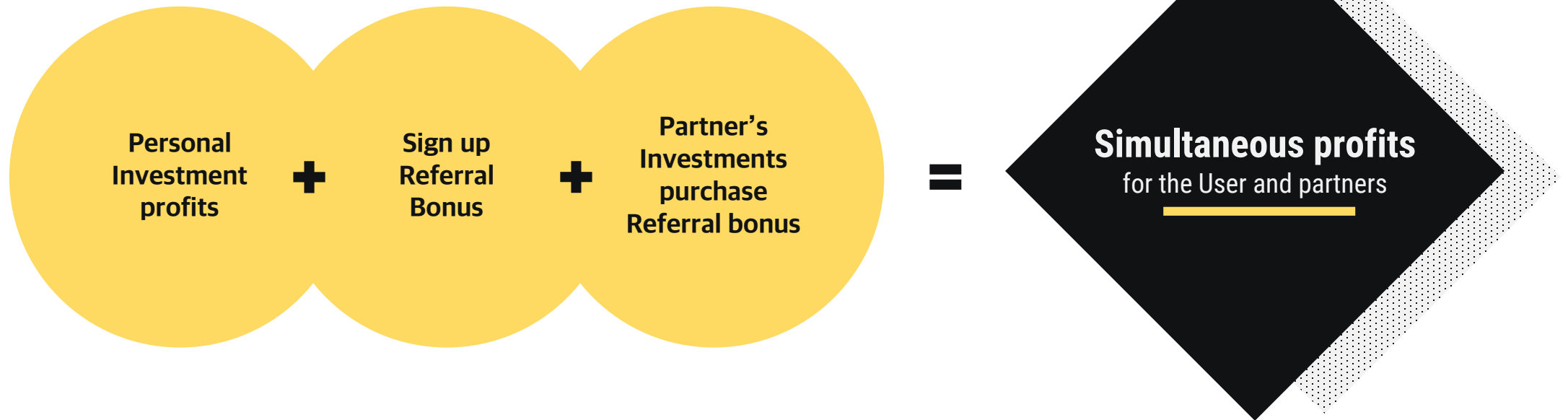
DECENTRALIZED P2P FUNDING SMARTCONTRACT





WHAT IS TRONCAMP?

All the Profits and Principal investments will be transferred to user's TRON wallets immediately using Smart Contracts without any confirmation or manipulation, when Profit-Making Conditions are met.





Platform Registration Fees

1,000 TRX

Once signed up

Purchasing all the investments (in ODYSSEY, APOLO) possible

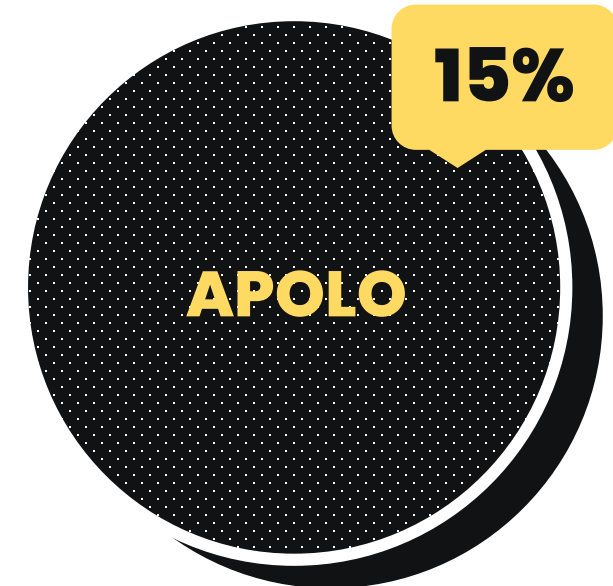
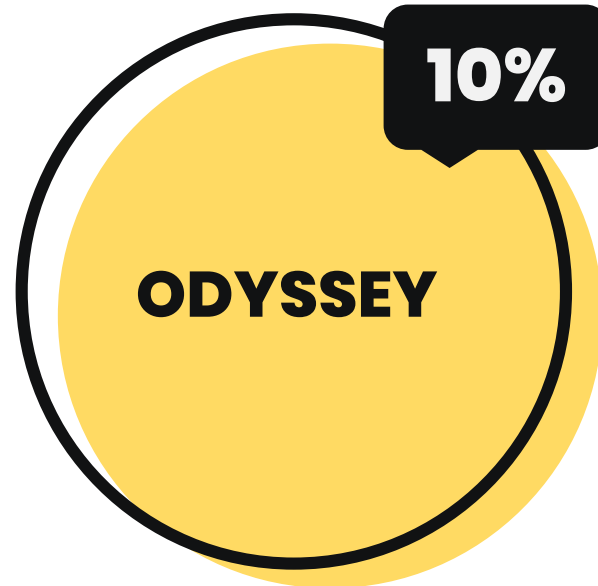
Repeated Investments

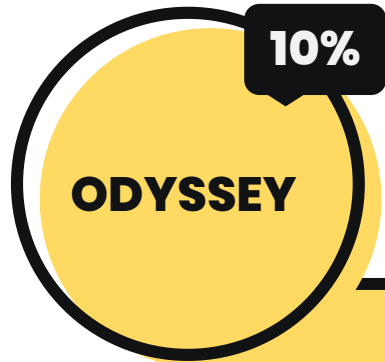
Reinvestment possible after 30min. Of the initial purchase

From one up to 48 times in 24 hours

ODYSSEY & APOLO investment simultaneously possible

INVESTMENTS

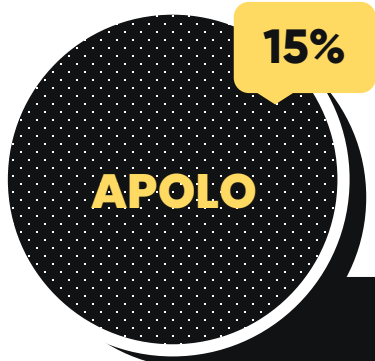




ODYSSEY


Rate of Return	Investment amount	One-time Investment plan		24 Hours (up to 48 times) investment Possible	
		Actual Profit	Total Deposit (Investment amount + Profits)	Actual Profit	Total Deposit (Investment amount + Profits)
10%	1,000 TRX	100 TRX	1,100 TRX	4,800 TRX	52,800 TRX
	2,000 TRX	200 TRX	2,200 TRX	9,600 TRX	105,600 TRX
	4,000 TRX	400 TRX	4,400 TRX	19,200 TRX	211,200 TRX

20% of the investment will be deducted, 10% will be used as a reference compensation fund, and 10% will be used as a platform management fund.



Rate of Return	Investment amount	One-time Investment plan		24 Hours (up to 48 times) investment possible	
		Actual Profit	Total Deposit (Investment amount + Profits)	Actual Profit	Total Deposit (Investment amount + Profits)
15%	10,000 TRX	1,500 TRX	11,500 TRX	72,000 TRX	552,000 TRX
	20,000 TRX	3,000 TRX	23,000 TRX	144,000 TRX	1,104,000 TRX
	40,000 TRX	6,000 TRX	46,000 TRX	288,000 TRX	2,208,000 TRX

20% of the investment will be deducted, 10% will be used as a reference compensation fund, and 10% will be used as a platform management fund.



Even when product investment profits are gained.
Further investment after 30 minutes of the initial purchase is possible

Up to six investments purchases possible per
one account registration

No limit for creating multiple TRONLINK wallets
No limit for multiple account openings



Understanding referral levels

New user's registration fee recommended reward plan



Lv.1	Lv.1 Referral User who recommended me directly	50% of registration Amount	500 TRX
Lv.2	Lv.2 Referral User who recommended a Lv.1 Referrer	30% of registration Amount	300 TRX
Lv.3	Lv.3 Referral User who recommended a Lv.2 Referrer	10% of registration Amount	100 TRX
Lv.4	Lv.4 Referral User who recommended a Lv.3 Referrer	4% of registration Amount	40 TRX
Lv.5 ~ 10	Lv.5 ~ 10 Referral User who recommended a Lv.4 ~ 9 Referrer	1% of registration Amount	10 TRX







Understanding referral levels

Purchasing investments from the platform recommended Reward Plan

Rewards distributed according to referrer's level when referees buy investments

Example

Referee purchasing a 10,000 TRX Investment

 Lv.1	Referrer 1 $10,000\text{TRX} * 10\% * 35\%$	35% Of 10% of the product value	350 TRX
 Lv.2	Referrer 2 $10,000\text{TRX} * 10\% * 20\%$	20% Of 10% of the product value	200 TRX
 Lv.3	Referrer 3 $10,000\text{TRX} * 10\% * 10\%$	10% Of 10% of the product value	100 TRX
 Lv.4	Referrer 4 $10,000\text{TRX} * 10\% * 5\%$	5% Of 10% of the product value	50 TRX



Understanding referral levels

Purchasing investments from the platform recommended Reward Plan

Rewards distributed according to
referrer's level when referees buy
investments

Example

Referee purchasing a 10,000 TRX Investment

Lv.5 ~ 7	Referrer 5 ~ 7 $10,000\text{TRX} * 10\% * 3\%$	3% Of 10% of the product value	30 TRX
Lv.8 ~ 10	Referrer 8 ~ 10 $10,000\text{TRX} * 10\% * 2\%$	2% Of 10% of the product value	20 TRX
Lv.11 ~ 20	Referrer 11 ~ 20 $10,000\text{TRX} * 10\% * 1\%$	1% Of 10% of the product value	10 TRX



Immediate payment by smart contract

After deducting 20% of the investment quantity, the remaining amount will be invested in the person in front of me, and I will be able to complete the profit by receiving the investment from the person in my back

TUR N	Investment	Deducted	Remaining	Payment status	
				TURN	Quantity

Receiving status		Deposit status
TURN	Quantity	

110 th	1,000 TRX	200 TRX	800 TRX	108 th	300 TRX
				109 th	500 TRX
111 th	2,000 TRX	400 TRX	1,600 TRX	110 th	1,100 TRX
				REMAIN	500 TRX
112 th	2,000 TRX	400 TRX	1,600 TRX	111 th	1,600 TRX
				111 th	100 TRX
113 th	4,000 TRX	800 TRX	3,200 TRX	112 th	2,200 TRX
				REMAIN	900 TRX
114 th	4,000 TRX	800 TRX	3,200 TRX	113 th	3,200 TRX

111 th	1,100 TRX	1,100 TRX
112 th	1,600 TRX	2,200 TRX A + B
113 th	100 TRX	
113 th	2,200 TRX	2,200 TRX
114 th	3,200 TRX	4,400 TRX
115 th	300 TRX	
115 th	1,300 TRX	4,400 TRX
116 th	Waiting	

Apollo is the same way.

Referral's Bonus income example based on the downline's number of purchases (one-time purchased example)

		A	B	C = B x 10%	D	A x C x D
Downlines from The recruiter	Entry amount	Purchase Qty	Total amount	Referral profit regarding total amount	fees	Commission profit received by the referrer
Direct recruiter (1)	40,000 TRX	1	40,000 TRX	4,000 TRX	35%	1,400 TRX
Direct recruiter (2)	40,000 TRX	1	40,000 TRX	4,000 TRX	20%	800 TRX
Direct recruiter (3)	40,000 TRX	1	40,000 TRX	4,000 TRX	10%	400 TRX
Direct recruiter (4)	40,000 TRX	1	40,000 TRX	4,000 TRX	5%	200 TRX
Indirect recruiter (5)	40,000 TRX	1	40,000 TRX	4,000 TRX	3%	120 TRX
Indirect recruiter (6)	40,000 TRX	1	40,000 TRX	4,000 TRX	3%	120 TRX
Indirect recruiter (7)	40,000 TRX	1	40,000 TRX	4,000 TRX	3%	120 TRX
Indirect recruiter (8)	40,000 TRX	1	40,000 TRX	4,000 TRX	2%	80 TRX
Indirect recruiter (9)	40,000 TRX	1	40,000 TRX	4,000 TRX	2%	80 TRX
Indirect recruiter (10)	40,000 TRX	1	40,000 TRX	4,000 TRX	2%	80 TRX

Referral's Bonus income example based on the downline's number of purchases (one-time purchased example)

Indirect recruiter (11)	40,000 TRX	1	40,000 TRX	4,000 TRX	1%	40 TRX
Indirect recruiter (12)	40,000 TRX	1	40,000 TRX	4,000 TRX	1%	40 TRX
Indirect recruiter (13)	40,000 TRX	1	40,000 TRX	4,000 TRX	1%	40 TRX
Indirect recruiter (14)	40,000 TRX	1	40,000 TRX	4,000 TRX	1%	40 TRX
Indirect recruiter (15)	40,000 TRX	1	40,000 TRX	4,000 TRX	1%	40 TRX
Indirect recruiter (16)	40,000 TRX	1	40,000 TRX	4,000 TRX	1%	40 TRX
Indirect recruiter (17)	40,000 TRX	1	40,000 TRX	4,000 TRX	1%	40 TRX
Indirect recruiter (18)	40,000 TRX	1	40,000 TRX	4,000 TRX	1%	40 TRX
Indirect recruiter (19)	40,000 TRX	1	40,000 TRX	4,000 TRX	1%	40 TRX
Indirect recruiter (20)	40,000 TRX	1	40,000 TRX	4,000 TRX	1%	40 TRX
Total profit						3,800 TRX

Referral's Bonus income example based on the downline's number of purchases (48 time purchased example)

		A	B	C = B x 10%	D	A x C x D
Downlines from The recruiter	Entry amount	Purchase Qty	Total amount	Referral profit regarding total amount	fees	Commission profit received by the referrer
Direct recruiter (1)	40,000 TRX	48	1,920,000 TRX	192,000 TRX	35%	67,200 TRX
Direct recruiter (2)	40,000 TRX	48	1,920,000 TRX	192,000 TRX	20%	38,400 TRX
Direct recruiter (3)	40,000 TRX	48	1,920,000 TRX	192,000 TRX	10%	19,200 TRX
Direct recruiter (4)	40,000 TRX	48	1,920,000 TRX	192,000 TRX	5%	9,600 TRX
Indirect recruiter (5)	40,000 TRX	48	1,920,000 TRX	192,000 TRX	3%	5,760 TRX
Indirect recruiter (6)	40,000 TRX	48	1,920,000 TRX	192,000 TRX	3%	5,760 TRX
Indirect recruiter (7)	40,000 TRX	48	1,920,000 TRX	192,000 TRX	3%	5,760 TRX
Indirect recruiter (8)	40,000 TRX	48	1,920,000 TRX	192,000 TRX	2%	3,840 TRX
Indirect recruiter (9)	40,000 TRX	48	1,920,000 TRX	192,000 TRX	2%	3,840 TRX
Indirect recruiter (10)	40,000 TRX	48	1,920,000 TRX	192,000 TRX	2%	3,840 TRX


Referral's Bonus income example based on the downline's number of purchases (48 time purchased example)

Indirect recruiter (11)	40,000 TRX	48	1,920,000 TRX	192,000 TRX	1%	1,920 TRX
Indirect recruiter (12)	40,000 TRX	48	1,920,000 TRX	192,000 TRX	1%	1,920 TRX
Indirect recruiter (13)	40,000 TRX	48	1,920,000 TRX	192,000 TRX	1%	1,920 TRX
Indirect recruiter (14)	40,000 TRX	48	1,920,000 TRX	192,000 TRX	1%	1,920 TRX
Indirect recruiter (15)	40,000 TRX	48	1,920,000 TRX	192,000 TRX	1%	1,920 TRX
Indirect recruiter (16)	40,000 TRX	48	1,920,000 TRX	192,000 TRX	1%	1,920 TRX
Indirect recruiter (17)	40,000 TRX	48	1,920,000 TRX	192,000 TRX	1%	1,920 TRX
Indirect recruiter (18)	40,000 TRX	48	1,920,000 TRX	192,000 TRX	1%	1,920 TRX
Indirect recruiter (19)	40,000 TRX	48	1,920,000 TRX	192,000 TRX	1%	1,920 TRX
Indirect recruiter (20)	40,000 TRX	48	1,920,000 TRX	192,000 TRX	1%	1,920 TRX
Total profit						182,400 TRX

WHY TRON?

TRON (TRX)

Cryptocurrency developed mainly for sharing digital content based on Global Broadcasting platform.



Total Market Cap

1,000 billion TRX

Global Market Volume

about 715 billion TRX

Global Rank

★ **13**

approximately 3,500 in total

Current Price

1 TRX = \$0.026 (about 30KRW)

TRON DAPP RANK

2020. 10. 5

#	Dapp	Category	Blockchain	24Hr Users	24hr Transactions	24Hr Volume	Dapp
AD	UDON STAKE	High-risk	Ethereum	0 0.00% ↑	0 0.00% ↑	0.00 USD 0.00% ↑	
TOKEN	1 WINK	Gambling	TRON	924 -1.91% ↓	52.06K 15.78% ↑	585.31K USD -1.45% ↓	
TOKEN	2 EamBet	Gambling	WAX	2.58K 1.29% ↑	23.90K 0.70% ↑	96.32 USD -77.07% ↓	
	3 BETFURY	Gambling	TRON	222 -6.72% ↓	1.48K -9.64% ↓	37.66K USD 168.48% ↑	
	4 RocketGame	Gambling	TRON	1.49K -7.64% ↓	11.72K 0.62% ↑	1.29M USD 13.18% ↑	
TOKEN	5 888TRON	Gambling	TRON	2.67K -0.22% ↓	35.43K 0.34% ↑	1.23M USD -0.03% ↓	
TOKEN	6 Play Royal	Gambling	TRON	727 -5.71% ↓	3.76K -16.20% ↓	515.10 USD -70.31% ↓	



TRONCAMP
TRON DCENTRALIZED APP

troncamp.com